



# KM-101BAH

SELF-CONTAINED CUBER  
WITH BUILT-IN STORAGE BIN



KM-101BAH  
02/01/17  
Item # 13209


W x D x H  
23<sup>3/4</sup>" x 24<sup>1/4</sup>" x 39" \*  
\*including 6" legs


KM-101BAH ★  
Air-Cooled



Item #: \_\_\_\_\_  
Project: \_\_\_\_\_  
Qty: \_\_\_\_\_  
AIA#: \_\_\_\_\_

## Features

- ▶ Individual crescent cube
- ▶ Stainless steel evaporator
- ▶ CycleSaver™ design 

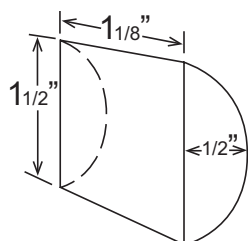
- Up to 115 lbs. of ice production per 24 hours
- Up to 53 lbs. of built-in storage capacity
- Durable stainless steel exterior
- Front in, front out airflow
- Slide in door
- Removable air filter
- Power switch accessible without panel removal
- Built-in installation possible
- Drain pump assembly - HS-5061
- EverCheck™ alert system 
- R-134a Refrigerant

### Warranty:

3 Year Parts & Labor on entire machine. 5 Year Parts & Labor on Evaporator.  
5 Year Parts on Compressor; air-cooled condenser coil.  
1 Year - HS-5061 Drain Pump Assembly - Parts & Labor.  
Valid in United States, Canada, Puerto Rico and U.S. Territories. Contact factory for warranty in other countries.

Condenser	Model	ICE PRODUCTION		WATER USAGE		ELECTRICAL				Heat Rejection BTU/hr.	Shipping Weight	ENERGY STAR®
		Air / Water Temp Lbs. per 24 hours 70°/ 50°F 90°/ 70°F	Per Cycle Lbs. Cubes	Potable Gal. per 100 lbs. 90°/ 70°F	Condenser Gal. per 100 lbs. 90°/ 70°F	kWh Used per 100 lbs. 90°/ 70°F	Max. Fuse Size or HACR Circuit Breaker	Amperage	Voltage			
Air-Cooled	KM-101BAH	115 88	2.31 110	23.0	N/A	9.4	15A	5.2A	115V/60/1	1,950	143 lbs.	★

## KM Cube Dimensions\*



\* approximate size in inches, image not to scale

## Operating Limits

- Ambient Temp Range 45 - 100°F
- Water Temp Range 45 - 90°F
- Water Pressure 10 - 113 PSIG
- Voltage Range 104 - 127V

## Service

- Allow enough space at rear for water supply and drain connections, at least 12" (30 cm) clearance at front and at least 0.6" (15 mm) clearance at top for maintenance.

## Plumbing

- Icemaker Water Supply Line: Minimum 1/4" Nominal ID Copper Water Tubing or Equivalent
- Icemaker Drain Line: Minimum 3/4" Nominal ID Hard Pipe or Equivalent



# KM-101BAH

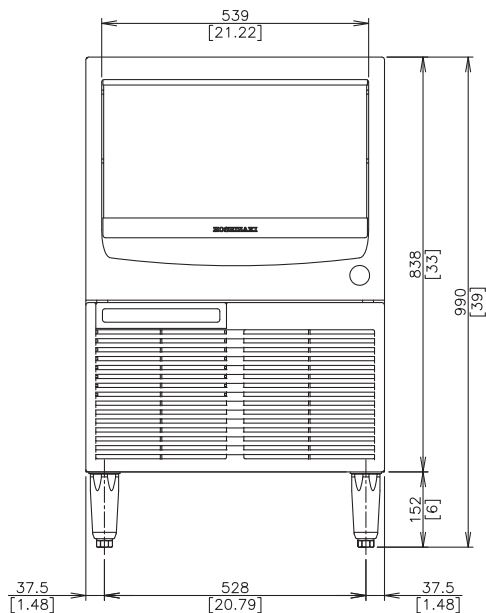
SELF-CONTAINED CUBER  
WITH BUILT-IN STORAGE BIN



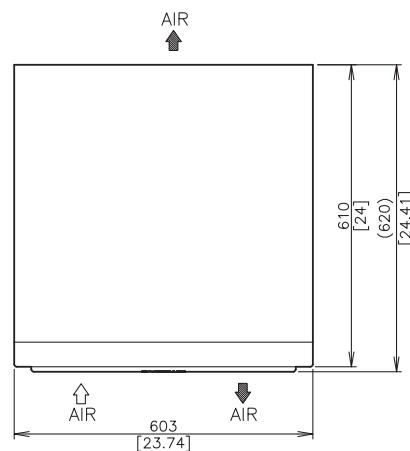
KM-101BAH  
02/01/17  
Item # 13209

mm  
[inch]

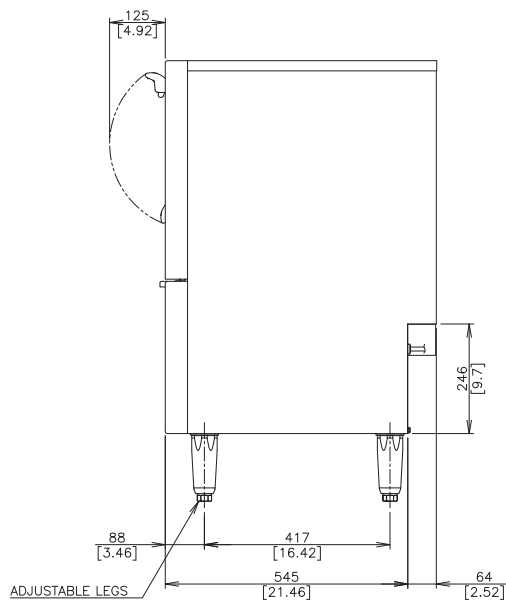
FRONT VIEW



TOP VIEW



SIDE VIEW



REAR VIEW

