



KMD-460M_J

MODULAR CRESCENT CUBER



KMD-460M_J
03/29/19
Item # 13503

Item #: _____
Project: _____
Qty: _____
AIA#: _____

Features

- ▶ Individual crescent cube
- ▶ Stainless steel evaporator
- ▶ CycleSaver™ design

- Up to 489 lbs. of ice production per 24 hours
- 24" depth perfect for beverage dispensers
- Durable stainless steel exterior
- Protected by H-Guard Plus Antimicrobial Agent
- EverCheck™ alert system
- Removable air filters (air-cooled model only)
- Front air inlet panels available for side-by-side application (used with HS-5065 kit)
- R-404A Refrigerant

Also available on Bins:

B-250PF **BD-500PF/SF** **B-800PF/SF** **B-1150SS**
B-500PF/SF **B-700PF/SF** **B-900PF/SF** **B-1300SS**

Top kit is required. See Bin Spec Sheets.

Warranty:

3 Year Parts & Labor on entire machine. 5 Year Parts & Labor on Evaporator. 5 Year Parts on Compressor; air-cooled condenser coil. Valid in United States, Canada, Puerto Rico and U.S. Territories. Contact factory for warranty in other countries.

Shipping: (LxWxH) 33^{3/4"} x 33^{1/4"} X 27^{5/8"} Volume: 17.94ft³

W x D x H
30" x 24^{1/4"} x 22^{1/8"}

KMD-460MAJ
Air-Cooled
Shown on optional
Lancer 30" dispenser

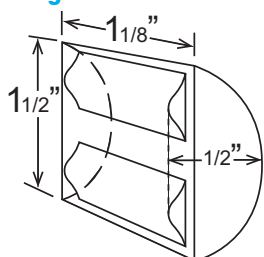
KMD-460MWJ
Water-Cooled



Condenser	Model	ICE PRODUCTION		WATER USAGE		ELECTRICAL							
		Air / Water Temp Lbs. per 24 hours 70°/ 50°F 90°/ 70°F		Potable Gal. per 100 lbs. 90°/ 70°F	Condenser Gal. per 100 lbs. 90°/ 70°F	kWh Used per 100 lbs. 90°/ 70°F	Max. Fuse Sz or HACR Circuit Bkr	Amperage	Voltage	Circuit Wires (including ground)	Heat Rejection BTU/hr.	Refrigerant Charge Amount	Net / Ship Weight (lbs.)
Air	KMD-460MAJ	489	400	15.9	N/A	5.48	15A	10.0A	115V/60/1	3	6,400	1 lb. 5.2 oz.	130 / 170
Water	KMD-460MWJ	487	472	17.2	103	4.16	15A	8.5A	115V/60/1	3	6,600	14.1 oz.	130 / 170

Power cord not included

KM Edge Cube Dimensions*



* approximate size in inches, image not to scale

Operating Limits

- Ambient Temp Range 45 - 100°F
- Water Temp Range 45 - 90°F
- Water Pressure 10 - 113 PSIG
- Voltage Range 104-127V

Service

- Panels easily removed and all components accessible for service.
- Allow 6" (15 cm) clearance at rear, left side, and top and 12" (30 cm) clearance at right side for air-cooled model. Allow 6" (15 cm) clearance at rear, sides, and top for water-cooled model.

Plumbing

- Icemaker Water Supply Line: Minimum 1/4" Nominal ID Copper Water Tubing or Equivalent
- Icemaker Drain Line: Minimum 3/4" Nominal ID Hard Pipe or Equivalent
- Water-Cooled Model (Lines Must Be Independent of Icemaker)
- Condenser Water Supply Line: Minimum 1/4" Nominal ID Copper Water Tubing or Equivalent
- Condenser Drain/Return Line: Minimum 1/4" Nominal ID Hard Pipe (open drain system) or Copper Water Tubing (closed loop system) or Equivalent

Hoshizaki reserves the right to change specifications without notice.



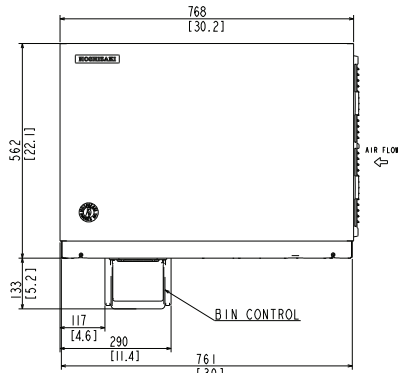
KMD-460M_J

MODULAR CRESCENT CUBER

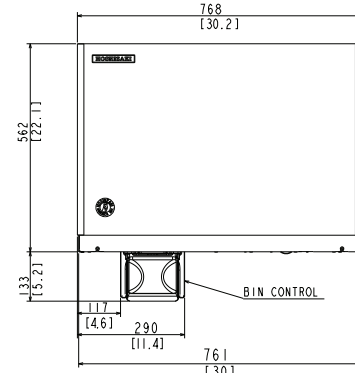


KMD-460M_J
03/29/19
Item # 13503

FRONT VIEW

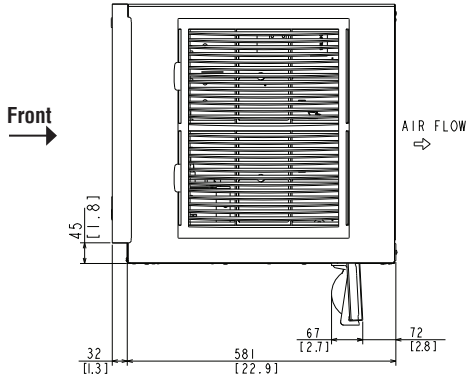


AIR-COOLED

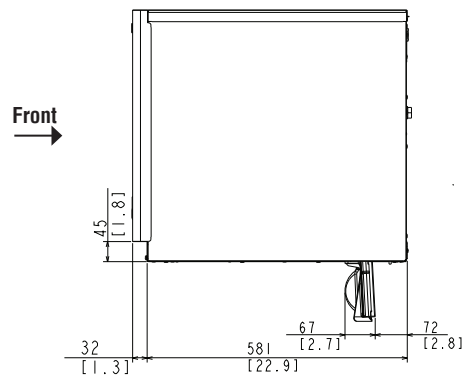


WATER-COOLED

SIDE VIEW

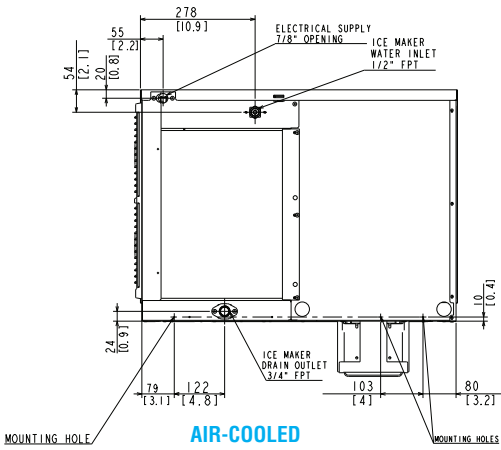


AIR-COOLED

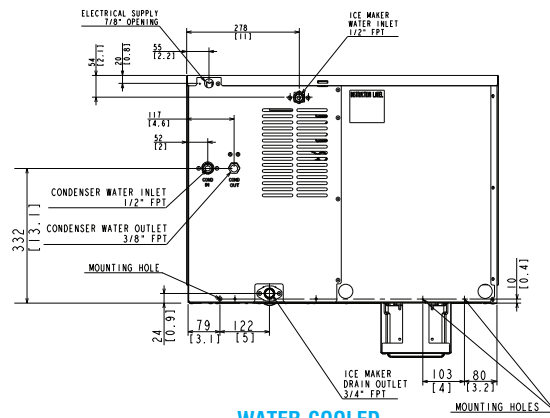


WATER-COOLED

BACK VIEW

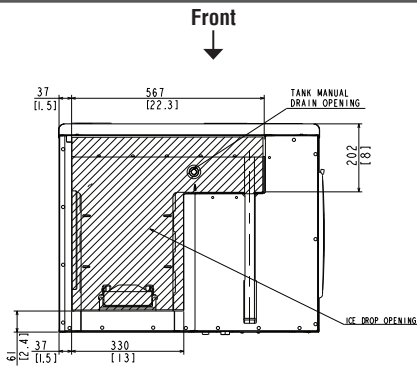


AIR-COOLED

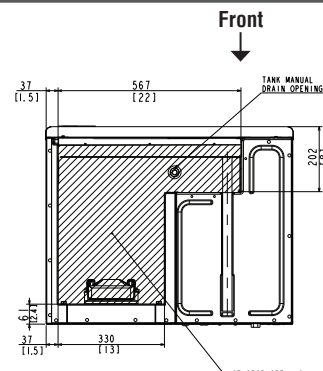


WATER-COOLED

BOTTOM VIEW



AIR-COOLED



WATER-COOLED