



DWM-20A

COUNTERTOP WATER DISPENSER

MODwater

DWM-20A
08/06/19
Item # 13502

W x D x H
14⁷/₈" x 21³/₈" x 16⁵/₈"



DWM-20A shown on
C-80BAJ



Item #: _____
Project: _____
Qty: _____
AIA#: _____

Features

- ▶ Four water options: Chilled, Alkaline, Hot, and Sparkling
- ▶ High capacity flow (20 gal/hour) with compact size
- ▶ Attractive modern design with LED touch buttons

- Eco-friendly: reduces plastic water bottle use
- Provides healthy water beverage options
- Stainless steel body with black polycarbonate button panel
- SEC Chiller Technology (Smart, Efficient, Compact)
- Patent-pending in-line carbonator provides superior sparkling water
- Drip pan can be connected to a drain or can be drainless
- Hot water safety switch and LED indicator
- Filter status LED indicator
- Designed to fit perfectly on top of AM-50/C-80 undercounter ice machines (same width and depth)
- Button height on standard countertop complies with ADA standards
- Filters, CO₂ regulator, and hoses come standard
- 10.25" cup clearance

Warranty: Three Year Parts and Labor
Shipping: (LxWxH) 25.4" x 19.5" X 23.6" **Volume:** 5.50ft³

Model	Max Draw of Chilled Water (Chilled or Sparkling)	Max Flow Rate (Chilled)	Heat Rejection	Refrigerant Type / Charge	Max. Fuse Size or HACR Circuit Breaker	Max Amps	Voltage	Net / Ship Weight (lbs.)
DWM-20A	20 gal/hour	0.9 gal/min	450W	R-134a / 4.23 oz	15A	9A	120/60/1	73* / 90

*Unit in operation/filled with water weighs 93 lbs.
6 ft. power cord included.

Types of Water Dispensed

Chilled	Temp.	34°-36°F
Sparkling	Carbonation	3.7 Vol.
Alkaline	pH (avg.)	8.0-9.0
Hot	Factory set	185°F

Options/Accessories

- Replacement Water Filter: (2) all-in-one filters with ultra-filtration membrane (0.1 micron) external to the appliance
- Replacement Alkaline Chamber: Mineralized alkaline chamber (internal)
- Mounting Brackets for placing atop AM-50 or C-80 ice machine

Operating Limits

- Ambient Temp Range 40°-85°F
- Water Temp Range 40°-85°F
- Water Pressure Range 80-45psi
- Voltage Range 110-125V

Standard Package Includes

- DWM-20A water dispenser
- Filter pack
- Leak detector
- Backflow prevention valve
- CO₂ regulator
- Installation hose kit
- Water pressure regulator

Plumbing

- Water supply line: 3/8" - max 80psi (with water flow regulator, provided)
- CO₂[†] supply connection: 1/4" with CO₂ regulator set at 55 psi
- Drain line: 3/8" (optional line)

[†]CO₂ to be sourced from third party vendor

Hoshizaki reserves the right to change specifications without notice.



DWM-20A

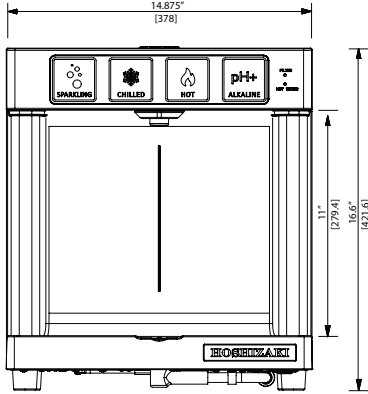
COUNTERTOP WATER DISPENSER

MODwater

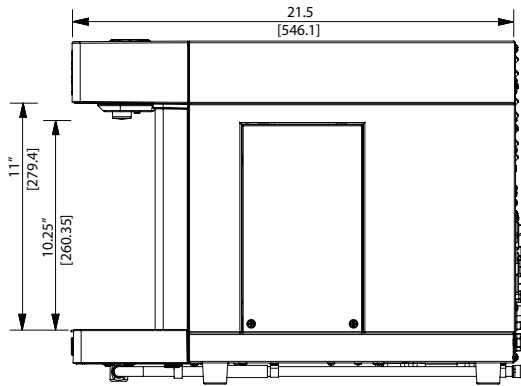
DWM-20A
08/06/19
Item # 13502

Manufactured by Drinkstation, Inc.

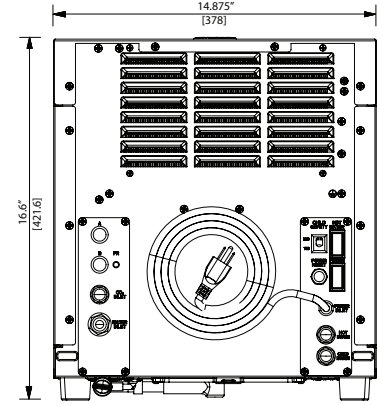
FRONT VIEW



SIDE VIEW



REAR VIEW

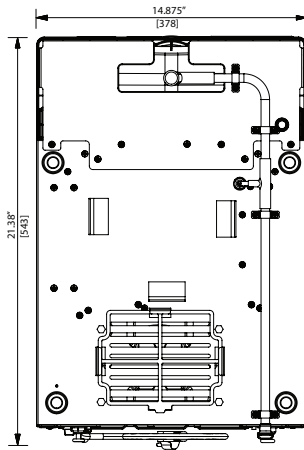


inch
[mm]

DWM-20A - Allow 4" clearance at rear on sides.

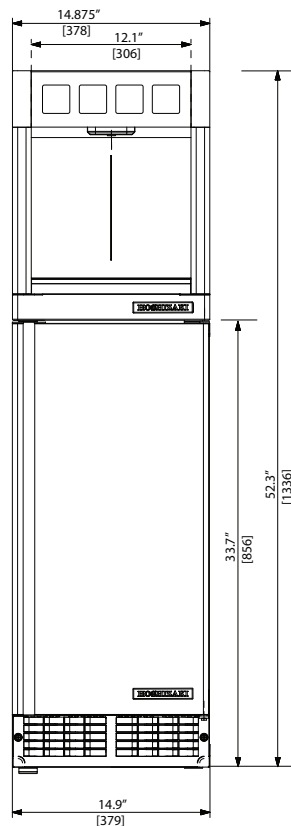
DWM-20A - 6 ft. power cord included

BOTTOM VIEW

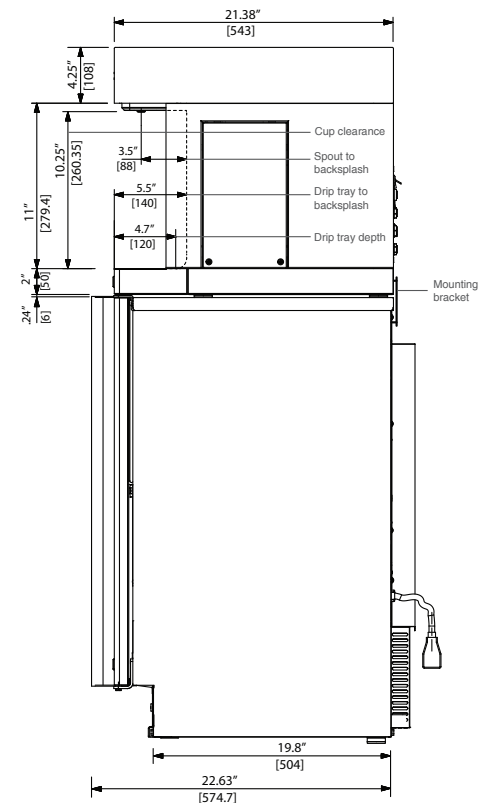


FRONT VIEW

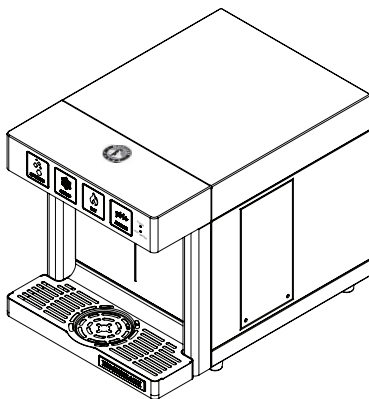
Shown on C-80BAJ (Cubelet ice) or AM-50BAJ (Gourmet ice)
DWM-20A - Allow 4" clearance at rear on sides.



SIDE VIEW



TOP VIEW



DWM-20A - 6 ft. power cord included